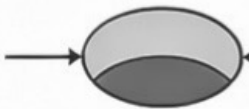


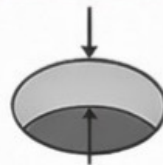


B **BRASSLUX**
— CRAFTS —

Dimensions



Hole Size:
Min: 1-1/8" - Max 1-3/8"



Thickness:
Max: 1-3/4"

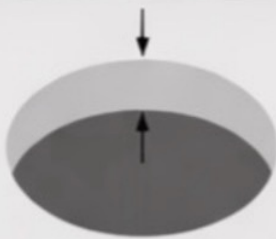
Pop-Up Drain Dimensions

Sink Hole Diameter



Min. 1 5/8"
Max. 2"

Sink Hole Thickness



Min. 13/16"
Max. 2"

Large Cap Design

This drain has top flange in 2 5/8" diameter, please check if it fits with your sink.

