



Installation Guide


Brooklyn Bridge Kitchen Faucet with Side Sprayer – Unlacquered Brass


Option 1


Side Sprayer with Hot & Cold Water (Using Mixer Valve)

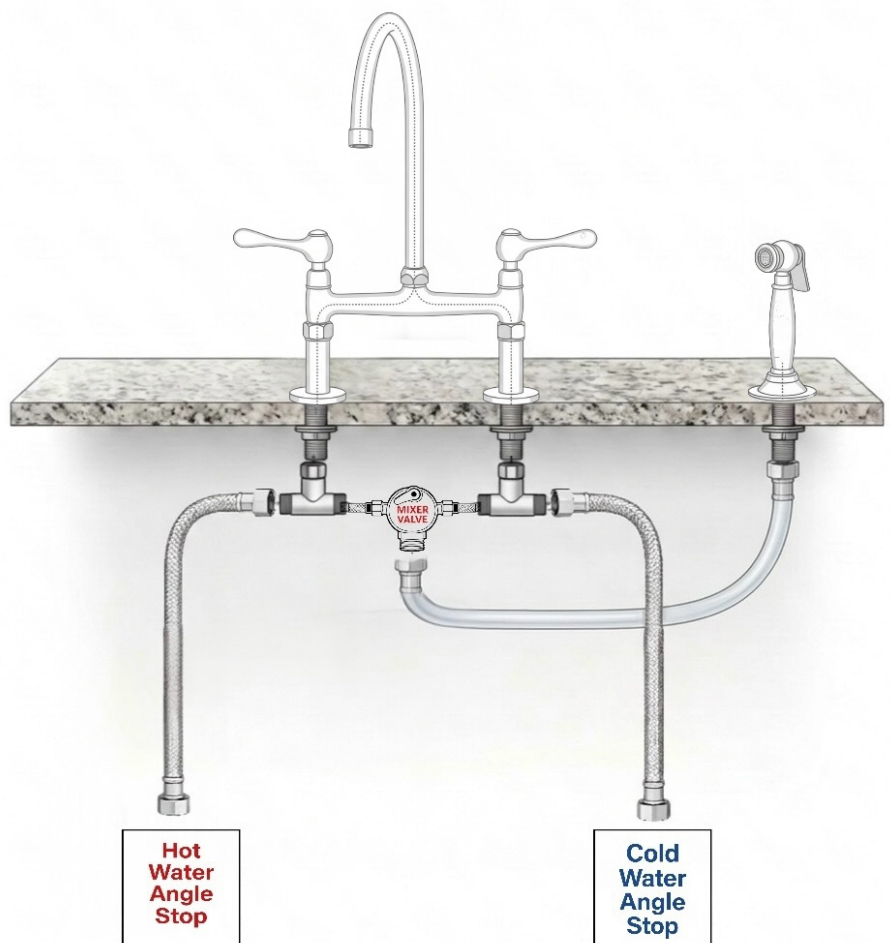
 All Brasslux Bridge faucets support installation with a mixer valve.

 The mixer valve combines hot and cold water from the two supply lines.

 The mixed water is then directed to the side sprayer.

 This option allows the sprayer to deliver both hot and cold water.

 It is ideal for customers who prefer more flexibility when cleaning or rinsing in the kitchen.



Option 2

Alternative Installation – Side Sprayer with Cold Water Only



The side sprayer can also be installed using cold water only.




In this setup, the sprayer connects directly to the cold water supply line.



The mixer valve is not required for this installation.



This option is commonly used when the sprayer is mainly intended for quick rinsing or simple cleaning tasks.



Note

- Brasslux Crafts includes all necessary parts with the faucet set.
- This includes the mixer valve and all connection fittings.
- If the sprayer is installed with cold water only, the mixer valve can be kept for future use.
- The system can be upgraded at any time to hot & cold operation, since all required components are already included in the package.